



The Coliseum Premium is today's most complete tab-tensioned motorized screen.

Its material offers a perfect colorimetry and a large field of vision. Its opaque black back allows an installation in front of a window and its black borders improve the contrast level.

A fine adjustment of the lateral tension ensures a perfect material flatness.

The fast and safe attachment system allows an installation on wall, ceiling or suspended.

This fastening system has a large latitude for brackets placement: an important advantage for specific installations.

It uses a Somfy tubular motor, reliable and quiet. Its control interface includes an integrated infra red command (with a fine adjustment system for the screen material positioning), a provided deported sensor (allowing the casing to be slot in), a trigger input and a RS232 interface for home automation.



Specifications

Screen Material

- PVC screen material WMat-EL
- 1,0 Gain
- 150° Directivity
- No hot spot
- Permanent white treatment
- Anti-Static
- No corrugated effect
- Opaque black back
- Black borders
- Optimal surface for DLP and LCD projectors
- Easy and precise adjustment of the fabric tension

Case

- Black lacquered aluminum
- Safe clipping system
- Easy and fast install
- Wall and ceiling mounting
- Hook for hanging installation from ceiling

Motor

- Somfy tubular motor, simple, reliable and quiet



Control methods

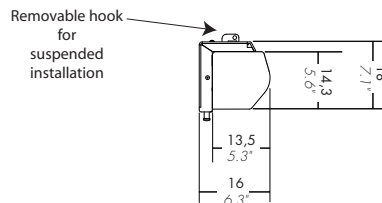
- RS232 for Home Automation
- Built-in IR remote control system
- Remote control with fine adjustment system for the screen material positioning and batteries provided
- Deported IR Sensor provided
- 12-Volt Trigger
- Manual switch (Up, stop, down)

Warranty

- 2 years

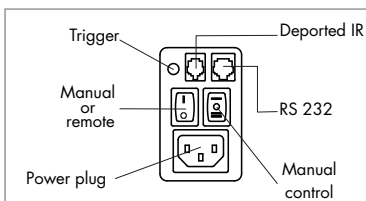
Dimensions / Weights

	Ratio	Diagonal (cm/inch)	Image Area (cm/inch)		Fabric Size (cm/inch)		Case with brackets (cm/inch)			Net Weight kg/lbs	Gross Weight kg/lbs	Packaging Size (cm/inch)			Gen codes
			W	H	W	H	W	H	D			W	H	D	
Coliseum Premium 200C	16/9	233 92	203 79,9	115 45,1	223 87,8	160 63	252 99,2	18 7,1	16 6,3	19,6 43,2	24,9 54,9	212 83,5	21 8,3	21 8,3	3760108800526
Coliseum Premium 240C	16/9	269 106	234 92,1	132 52	254 100	178 69,9	283 111,6	18 7,1	16 6,3	22,5 49,6	27,9 61,5	323 127,3	21 8,3	21 8,3	3760108800540



Case with mounting bracket - side view

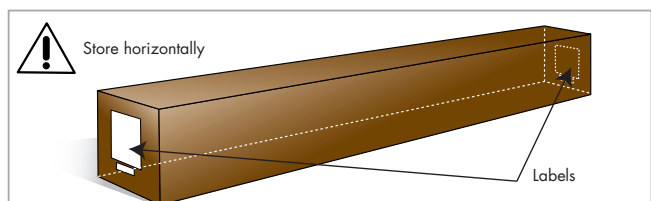
Details



Control panel



Remote control



Packaging